

## Alluminio Coibentato AS 55

### DIMENSIONE PROFILO

12 x 55 mm

### PESO PER METRO QUADRO

c.ca 3,2 Kg (media densità) - c.ca 5,0 Kg (alta densità)

### LARG. MASSIMA CONSENTITA

4200 mm

### N. DI BARRE PER 1 MT DI ALTEZZA

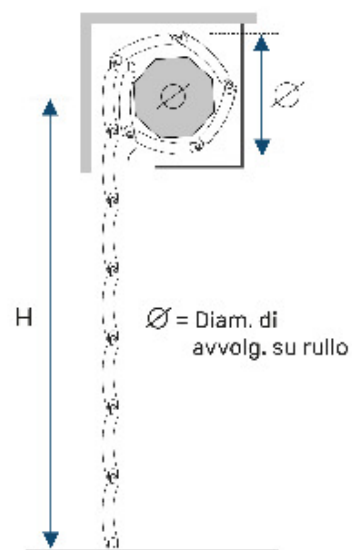
18

### PROFILO



### Altezza > Diametro

1000	>	145
1200	>	150
1300	>	155
1400	>	160
1500	>	165
1600	>	170
1700	>	175
1800	>	175
1900	>	180
2000	>	185
2200	>	190
2400	>	190
2600	>	200
2800	>	205
3000	>	210
3300	>	220



## Alluminio Coibentato MN 45

### DIMENSIONE PROFILO

9 x 45 mm

### PESO PER METRO QUADRO

c.ca 2,8 Kg (media densità) - c.ca 3,9 Kg (alta densità)

### LARG. MASSIMA CONSENTITA

3500 mm

### N. DI BARRE PER 1 MT DI ALTEZZA

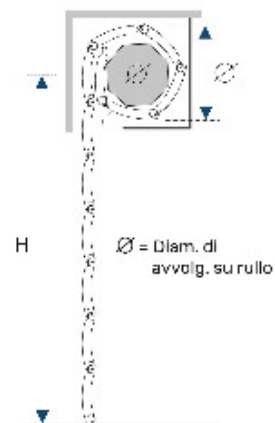
22

### PROFILO




### Altezza > Diametro


1000	>	115
1200	>	125
1300	>	130
1400	>	130
1500	>	135
1600	>	140
1700	>	145
1800	>	150
1900	>	150
2000	>	155
2200	>	160
2400	>	165
2600	>	170
2800	>	175
3000	>	180
3300	>	185




## Gamma colori



1 Bianco




19 Panna




8 Avorio




3 Grigio



36 Grigio 35



2 Argento



9 Bronzo



4 Beige



5 Verde



12 Verde oliva



13 Verde brillante



27 Verde pisello



7 Testa di moro



21 Marrone cioccolato



6 Rosso mattone



14 Rosso vivo



15 Azzurro



25 Terracotta



26 Ocra



22 Verde Raffaello




24 Grigio Raffaello



20 Rosso Raffaello



23 Marrone Raffaello



11 Legno scuro



10 Legno chiaro



30 Legno scuro fiamm.



29 Legno chiaro fiamm.



17 Legno rovere



18 Legno douglas



28 Legno ciliegio




34 Legno pino



35 Legno olmo



37 Legno castagno




39 Legno noce



16 Bordeaux 3005



31 Celeste



32 Sabbia



33 Verde acqua



38 Bronzo scuro